

PEEL REGION ECONOMIC SNAPSHOT



JULY 2022

GROSS REGIONAL
PRODUCT (2021)¹

\$8.984 BILLION

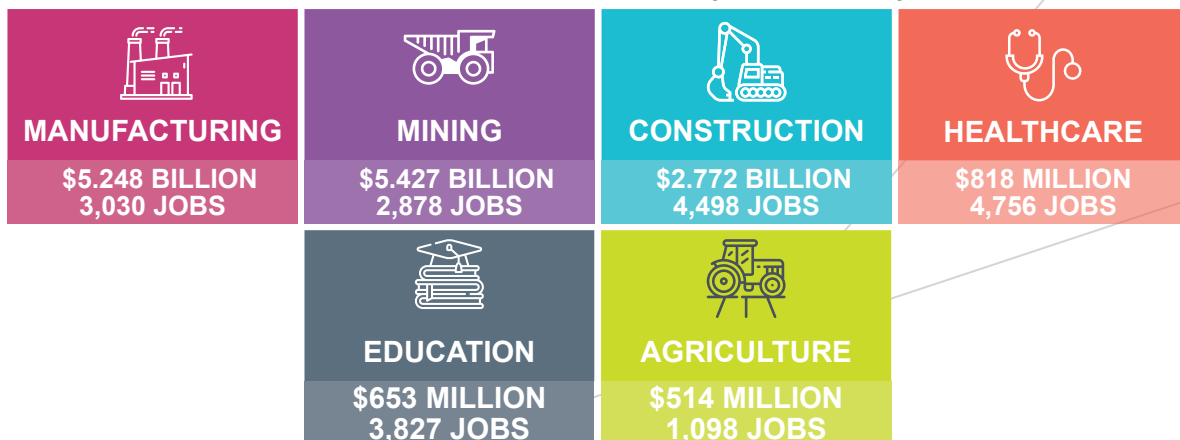
UNEMPLOYMENT ²
4.67%
(March 2022)

JOBS ¹
37,641
(Census 2016)

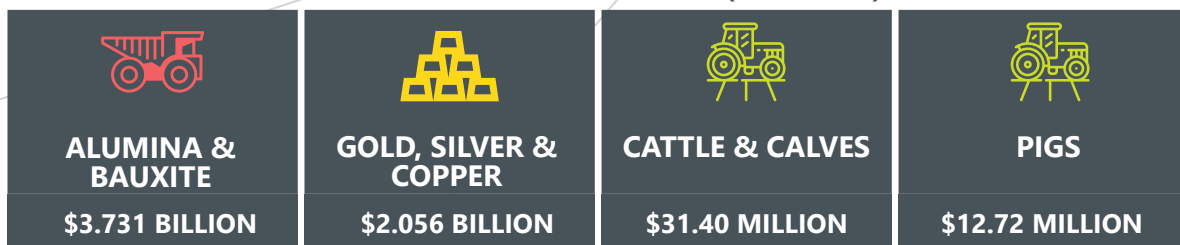
BUSINESSES ¹
8,087
(June 2021)

AVERAGE ANNUAL
VISITORS ³
659,000
(17/18/19 Average)

MAJOR INDUSTRIES (OUTPUT) ¹



MAJOR COMMODITIES (VALUE) ^{7 8 9 10}



TOP 3 EMPLOYERS ¹

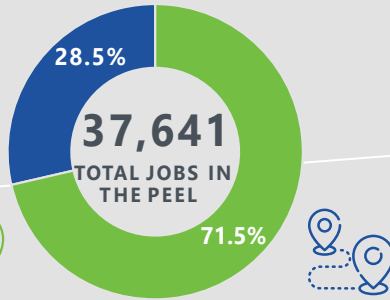


LOCAL GOVERNMENT PROFILES 1, 11



SHIRE OF BODDINGTON		SHIRE OF SERPENTINE JARRAHDALE	
Population (2021)	1,707	Population (2021)	32,171
GRP (2021)	\$1.128bn	GRP (2021)	\$1.240bn
Jobs (2016)	2,294	Jobs (2016)	4,826
CITY OF MANDURAH		SHIRE OF WAROONA	
Population (2021)	90,306	Population	4,234
GRP (2021)	\$4.758bn	GRP (2021)	\$547.935m
Jobs (2016)	22,622	Jobs (2016)	2,298
SHIRE OF MURRAY			
Population (2021)	18,065		
GRP (2021)	\$1.308bn		
Jobs (2016)	5,641		

EMPLOYMENT 1



WORKS AND LIVES IN THE PEEL
26,895

WORKS IN PEEL, LIVES ELSEWHERE
10,746
LIVES IN PEEL, WORKS ELSEWHERE
23,322

HOUSING 4 5

BUILDING APPROVALS (2020-2021 FY)		
# OF RESIDENTIAL APPROVALS		
2,116		
HOUSE SALES (12 MONTHS - 30/5/2021)		
# OF SALES	MEDIAN PRICE	% PRICE CHANGE
3,617	\$406,797 TO \$476,072	13%
RENTALS (12 MONTHS - 30/5/2021)		
# OF RENTALS	MEDIAN PRICE PER WEEK	% PRICE CHANGE
1,989	\$362	12%

COMMUNITY PROFILE (2021 CENSUS) 1



Peel Development Commission

www.facebook.com/peeldevelopmentcommission
www.linkedin.com/company/peel-development-commission
www.peel.wa.gov.au



PROGRESSIVE | PROSPEROUS | DYNAMIC

DATA SOURCES: 1. Remplan (2021) - Overview, Economy Profile, Output Profile, GRP Profile (2021 & 2022). 2. Department of Education, Skills & Employment - Small Area Labour Market Estimates - LGA (March 2022). 3. Tourism WA - Regional Development Commission Tourism Profile (2017/2018/2019). 4. CoreLogic Data & Insights Derived By RDC On CoreLogic Data - Market Trends Report As At 30/5/2021. 5. Australian Bureau Of Statistics (2021) - Building Approvals (Detailed). 6. Department of Planning, Lands and Heritage - State Lot Activity (Conditional Approvals - June 2021). 7. Forest & Wood Products Australia - Socio-Economic Impacts Of The Forest Industry WA (2017). 8. Australian Bureau Of Statistics (2016) - Value Of Agricultural Commodities Produced. 9. Department of Mines, Industry Regulation & Safety - Value Of Regional Commodities (2020-2021). 10. Sources 7 & 8 Adjusted To 2020/2021 CPI. 11. ABS Census Data (2011, 2021).

DISCLAIMER (REGIONAL DEVELOPMENT COMMISSION): To the fullest extent permissible at law the State of Western Australia and its officers, employees, agencies and others acting under its control are irrevocably and unconditionally released from any and all liability to each person or organisation using this publication as a result of any information being incorrect. The information provided is correct to the best of our knowledge, but no warranty as to accuracy is given and each person or organisation should not act on the basis of its contents without taking appropriate independent advice. This information is made available on the understanding that it does not constitute professional or expert advice.

DISCLAIMER (CORELOGIC): This publications contains data, analytics, statistics, results and other information licensed to us by RP Data Pty Ltd trading as CoreLogic Asia Pacific (CoreLogic Data) © Copyright 2020. RP Data Pty Ltd trading as CoreLogic Asia Pacific (CoreLogic) and its licensors are the sole and exclusive owners of all rights, title and interest (including intellectual property rights) subsisting in the CoreLogic Data reproduced in this publication. All rights reserved. The CoreLogic Data provided in this publication is of a general nature and should not be construed as specific advice or relied upon in lieu of appropriate professional advice. While CoreLogic uses commercially reasonable efforts to ensure the CoreLogic Data is current, CoreLogic does not warrant the accuracy, currency or completeness of the CoreLogic Data and to the full extent permitted by law excludes all loss or damage howsoever arising (including through negligence) in connection with the CoreLogic Data.